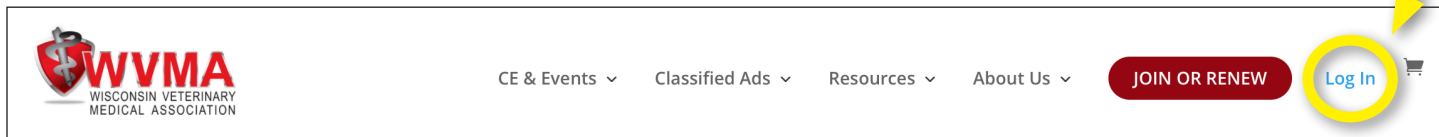
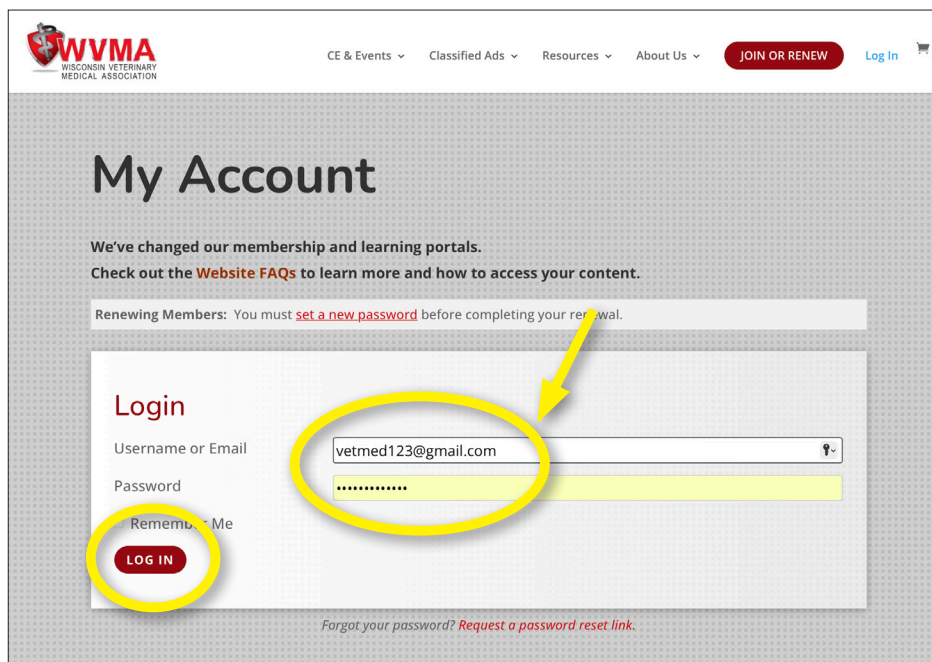


ACCESS YOUR CE CERTIFICATE FROM WVMA ONLINE LEARNING LIBRARY


1. Go to <https://wvma.org> and click on **Log In** on the right side of the navigation bar.



2. Type in your **Username** and **Password** and click **Log In**.

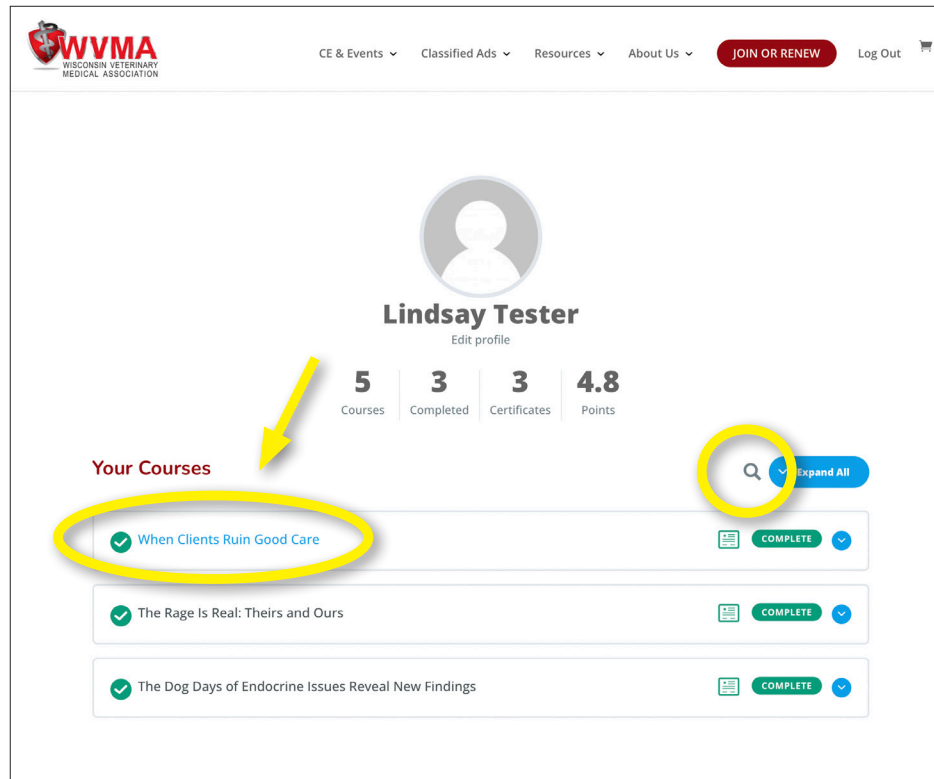


3. Look at the tabs on the left column of your **My Account** page. Click **My Learning Portal**.




continued —>

4. Scroll down to find the course you are looking for, or click the **search icon** and **type in a key word from the course title** and click **Return**.



5. Click on the course title. You will see a large green bar with a **Download Certificate button** on the righthand side. **Click this button.**



continued —>

6. Your **CE Certificate** will open in a new browser tab. Click the download **arrow button**.



7. Navigate to the folder on your hard drive where your downloads are located to find the CE Certificate PDF.

Questions?

Contact Bailey Quam Schultz at bailey@wvma.org
or call the WVMA office at 608-257-3665.